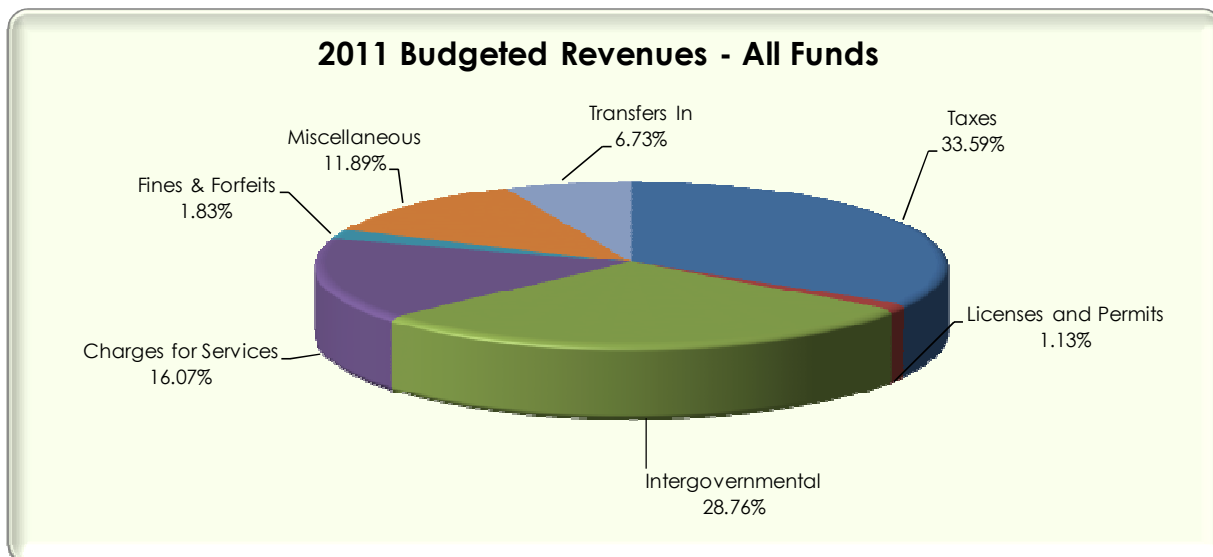
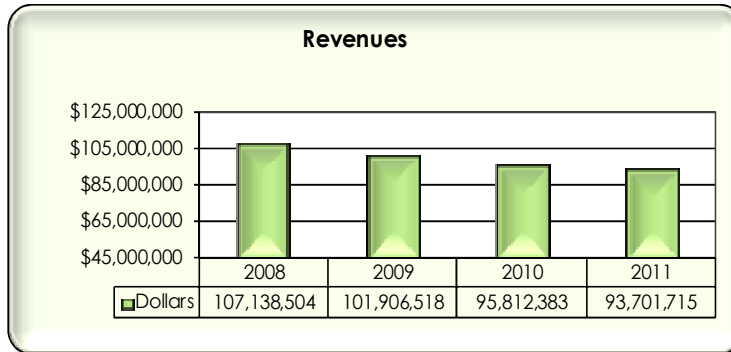


Sources of Funding - All Funds

Sources of Funding All Funds	2008 Actual	2009 Actual	2010 Est. Actual	2011 Adopted	Chg. 10 to 11	% Change
Taxes	34,452,202	30,980,819	31,297,250	31,475,216	177,966	0.6%
Licenses & Permits	1,277,107	1,078,558	988,031	1,061,231	73,200	7.4%
Intergovernmental	26,099,537	26,787,949	27,391,545	26,955,884	(435,661)	-1.6%
Charges for Services	16,484,615	15,719,865	14,702,292	15,059,088	356,796	2.4%
Fines & Forfeits	1,746,510	1,754,003	2,280,731	1,710,746	(569,985)	-25.0%
* Misc Revenue	13,591,874	11,844,702	10,510,070	11,132,560	622,490	5.9%
Contributed Capital	0	0	0	4,940	4,940	0.0%
** Other Financing Sources	13,486,659	13,740,622	8,642,464	6,302,050	(2,340,414)	-27.1%
Subtotal Revenues	107,138,504	101,906,518	95,812,383	93,701,715	(2,110,668)	-2.2%
Beginning Fund Balance	67,070,584	65,819,103	61,319,408	57,062,848	(4,256,560)	-6.9%
Total Sources:	\$174,209,088	\$167,725,621	\$157,131,792	\$150,764,563	(\$6,367,229)	-4.1%

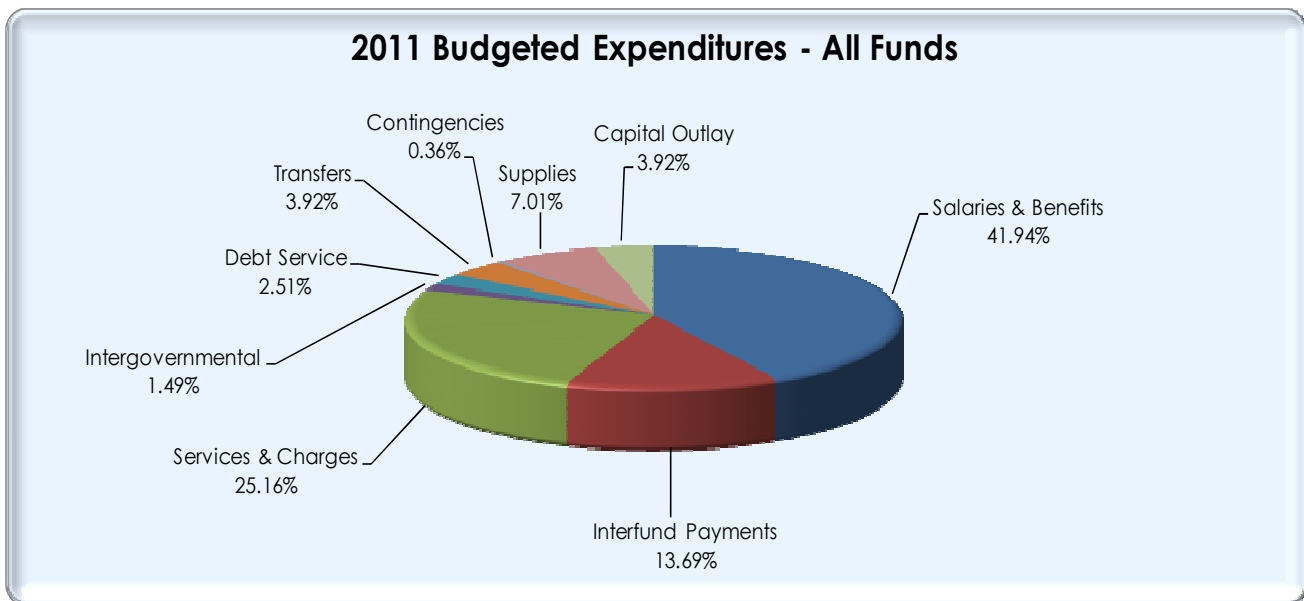
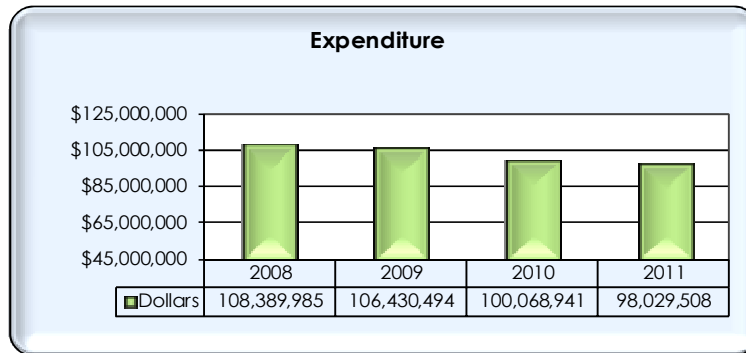
*Miscellaneous revenue includes; Interest revenue and Interfund rate revenue

** Other Financing Sources include; Transfers, Forest Board Yield revenue and insurance recoveries



Uses of Funding - All Funds

Uses of Funding	2008	2009	2010	2011	Chg.	%
All Funds	Actual	Actual	Est. Actual	Adopted	10 to 11	Change
Salaries & Benefits	43,390,390	44,165,557	41,026,703	41,121,124	94,421	0.2%
Supplies	7,921,482	6,946,440	7,106,310	6,868,887	(237,423)	-3.3%
Other Services & Charges	23,074,010	22,850,610	24,673,853	24,667,404	(6,449)	0.0%
Intergovernmental	1,288,557	1,971,260	3,332,388	1,456,880	(1,875,508)	-56.3%
Capital Outlay	8,545,263	3,069,634	2,317,304	3,841,301	1,523,997	65.8%
Debt Service	2,287,688	7,342,897	2,401,976	2,460,325	58,349	2.4%
Interfund Payments	15,083,173	14,922,850	13,622,162	13,418,032	(204,130)	-1.5%
Transfers	6,779,801	5,159,699	5,587,844	3,840,055	(1,747,789)	-31.3%
Non-Classified	19,621	1,547	401	355,500	355,099	88661.8%
Subtotal Appropriations	108,389,985	106,430,494	100,068,941	98,029,508	(2,039,433)	-2.0%
Ending Fund Balance	65,819,103	61,295,128	57,062,848	52,735,055	(4,327,793)	-7.6%
Total Uses:	\$174,209,088	\$167,725,622	\$157,131,789	\$150,764,563	(\$6,367,226)	-4.1%



ALL FUNDS - REVENUE SUMMARY

Fund #	Fund Name	2008	2009	2010	2011
		Actual	Actual	Est. Actual	Adopted
001	Current Expense	34,275,660	32,117,131	32,457,855	32,755,323
101	Emergency Management	532,862	356,302	512,791	343,974
103	Veterans Relief	133,579	140,784	167,558	161,138
104	Social Services	2,672,100	2,552,913	2,425,285	2,344,452
105	Law Library	67,312	83,441	66,763	67,000
106	SWW Fair	1,321,708	1,117,442	1,150,215	941,575
107	Communications	2,256,963	2,178,654	2,354,510	2,426,637
108	Treasurer's O&M	76,608	95,160	125,811	87,780
109	Drug Control	24,934	23,603	27,876	25,000
113	Self Insurance Reserve	24,122	10,842	7,968	7,500
117	Roads	23,214,626	24,406,732	22,869,597	22,322,440
121	Community Development	2,179,448	2,211,290	2,104,842	1,833,050
122	Chehalis River Basin Flood Authority	167,063	904,735	1,467,269	1,528,202
123	Forest Counties	199,855	179,375	161,038	160,000
125	Flood Control Zone District	0	35,584	72,567	0
126	Cowlitz River Basin Sub Zone	0	0	0	0
128	Paths & Trails	19,161	16,263	16,095	16,902
130	Distressed Counties	1,251,194	1,016,983	929,093	800,500
132	E-Reet Technology	24,180	22,004	93,134	0
138	Dispute Resolution	54,518	54,376	51,166	50,166
140	Community Development Block Grant	329,710	89,850	683,932	60,000
150	Grant Award	52,067	57,752	77,923	30,000
158	Election Reserve	13,093	23,404	56,233	15,640
159	Auditor's O&M	138,715	142,180	109,716	114,000
160	Criminal Drug Investment Trust	124,650	5,432	16,974	1,250
162	Sheriff's Airplane	13,398	150	2,818	7,306
165	Gambling & Fraud Enforcement	0	0	644,012	0
190	Public Health	3,049,822	2,700,840	2,751,607	2,087,868
192	Senior Transportation	474,921	389,189	0	0
197	SWWF Cumulative Reserve	1	0	0	0
198	Stadium	228,497	299,915	270,350	200,200
199	Senior Services	1,025,427	856,719	194	0
203	2003 Debt Service	800,459	804,222	808,417	808,000
204	1999 Bond Redemption	502,092	502,236	8	0
205	2005 Debt Service	517,115	513,760	515,339	516,268
209	2009 Bond Redemption	0	5,067,622	443,086	442,500
210	2007 (C-C Airport) Debt Service	316,206	316,206	316,206	316,706
301	Land Acquisition	121,912	23,748	64,649	55,000
303	2003 Construction Fund	25,000	0	0	0
306	Vader Water System Improvements	0	0	0	1,320,562
310	Capital Facilities Plan	4,888,767	2,178,854	2,645,883	2,418,593
401	Solid Waste	2,536,268	1,985,722	2,309,828	2,032,479
405	Packwood Airport	24,950	198,584	505,617	210,626
407	South County Airport	722,887	187,886	251,965	392,180
410	Water/Sewer	59,874	1,697	1,580	31,500
415	Solid Waste Disposal Dist. #1	5,956,833	5,138,913	5,021,108	5,110,000
501	Equipment Rental & Revolving	3,811,282	4,290,165	3,777,943	3,442,494
505	Risk Management	1,154,887	998,900	730,763	873,063
506	Pits & Quarries	321,012	209,353	243,884	313,000
507	Facilities	7,034,115	3,144,813	3,108,472	2,756,216
510	County Insurance	780,882	743,144	296,274	824,784
540	Information Technology	1,752,526	1,947,351	1,796,696	1,750,872
621	Chehalis/Centralia Airport	1,865,245	1,564,297	1,279,919	1,430,392
623	Vader Water System	0	0	19,554	268,577
Total Revenue		107,138,504	101,906,518	95,812,383	93,701,715

ALL FUNDS - EXPENDITURE SUMMARY

Fund #	Fund Name	2008 Actual	2009 Actual	2010 Est. Actual	2011 Adopted
001	Current Expense	36,154,491	35,033,335	33,821,179	32,755,323
101	Emergency Management	325,931	344,025	339,487	347,565
103	Veterans Relief	145,767	113,968	104,030	158,577
104	Social Services	2,687,945	2,934,164	2,690,021	2,451,760
105	Law Library	71,821	74,941	64,663	69,508
106	SWW Fair	1,251,506	1,158,039	1,161,313	977,990
107	Communications	2,486,482	2,574,078	2,607,694	2,511,876
108	Treasurer's O&M	89,716	100,416	110,995	91,810
109	Drug Control	25,500	23,000	25,000	25,000
113	Self Insurance Reserve	0	200,000	0	0
117	Roads	23,973,419	23,325,362	24,580,717	24,518,954
121	Community Development	2,381,215	2,212,034	2,181,906	1,744,882
122	Chehalis River Basin Flood Authority	172,442	915,208	1,447,319	1,528,202
123	Forest Counties	696,120	411,464	435,405	150,000
125	Flood Control Zone District	101,170	419,195	0	5,000
126	Cowlitz River Basin Sub Zone	0	0	0	5,000
128	Paths & Trails	240	455	66,562	40,000
130	Distressed Counties	611,218	660,171	1,459,350	805,000
132	E-Reef Technology	306	0	120,434	7,553
138	Dispute Resolution	55,363	55,636	53,775	52,636
140	Community Development Block Grc	329,710	89,850	683,932	60,000
150	Grant Award	51,007	58,735	68,261	36,709
158	Election Reserve	25,292	27,890	71,098	82,739
159	Auditor's O&M	77,663	83,525	305,514	124,944
160	Criminal Drug Investment Trust	19,162	44,540	56,048	60,750
162	Sheriff's Airplane	11,151	7,083	7,500	8,115
165	Gambling & Fraud Enforcement	0	0	61,948	353,886
190	Public Health	3,378,182	2,776,631	2,655,726	2,087,871
192	Senior Transportation	608,716	416,467	0	0
197	SWWF Cumulative Reserve	0	0	0	0
198	Stadium	182,178	205,930	233,679	289,686
199	Senior Services	1,055,122	944,002	0	0
203	2003 Debt Service	800,730	804,517	808,717	808,040
204	1999 Bond Redemption	502,261	503,189	0	0
205	2005 Debt Service	517,586	514,032	515,632	517,268
209	2009 Bond Redemption	0	5,064,169	443,386	443,500
210	2007 (C-C Airport) Debt Service	316,206	316,206	316,206	316,706
301	Land Acquisition	274,914	202,341	95,849	131,000
303	2003 Construction Fund	21,421	4,253	0	0
306	Vader Water System Imp.	0	0	0	1,320,562
310	Capital Facilities Plan	4,236,244	2,537,117	2,301,953	2,067,618
401	Solid Waste	2,497,538	1,997,068	2,220,763	2,464,661
405	Packwood Airport	19,049	203,643	507,157	205,463
407	South County Airport	739,014	201,648	240,904	370,241
410	Water/Sewer	47,081	8,777	3,022	150,789
415	Solid Waste Disposal Dist. #1	5,889,330	5,386,115	5,580,808	5,636,999
501	Equipment Rental & Revolving	5,271,038	3,766,733	3,455,643	3,866,550
505	Risk Management	533,969	1,637,103	1,307,391	1,327,035
506	Pits & Quarries	248,709	217,260	193,235	306,100
507	Facilities	6,144,106	3,814,569	3,180,786	2,727,001
510	County Insurance	489,780	1,028,700	491,139	604,950
540	Information Technology	1,511,256	1,769,254	1,742,892	1,756,473
621	Chehalis/Centralia Airport	1,360,918	1,243,656	1,224,609	1,391,750
623	Vader Water System	0	0	25,293	265,466
Total Expenditures		108,389,985	106,430,494	100,068,941	98,029,508

ALL FUNDS - ESTIMATED ENDING FUND BALANCE

Fund #	Fund Name	2008	2009	2010	2011
		Actual	Actual	Est. Actual	Estimated
001	Current Expense	13,792,636	10,876,432	9,513,107	9,513,107
101	Emergency Management	258,883	271,160	444,464	440,873
103	Veterans Relief	97,722	124,538	188,066	190,627
104	Social Services	1,389,905	1,008,655	743,918	636,610
105	Law Library	(2,174)	6,326	8,426	5,918
106	SWW Fair	94,104	53,506	42,409	5,994
107	Communications	1,528,475	1,133,050	879,866	794,627
108	Treasurer's O&M	77,215	71,960	86,776	82,746
109	Drug Control	355	958	3,834	3,834
113	Self Insurance Reserve	582,613	393,455	401,423	408,923
117	Roads	10,798,230	11,879,600	10,168,480	7,971,966
121	Community Development	111,878	111,135	34,071	122,239
122	Chehalis River Basin Flood Authority	(5,379)	(15,853)	4,097	4,097
123	Forest Counties	686,434	454,346	179,980	189,980
125	Flood Control Zone District	383,612	0	72,567	67,567
126	Cowlitz River Basin Sub Zone	0	0	0	(5,000)
128	Paths & Trails	138,162	153,970	103,503	80,405
130	Distressed Counties	3,653,155	4,009,968	3,479,711	3,475,211
132	E-Reet Technology	107,335	129,339	102,039	94,486
138	Dispute Resolution	23,067	21,807	19,198	16,728
140	Com Dev Block Grant	0	0	0	0
150	Grant Award	33,377	32,395	42,057	35,348
158	Election Reserve	133,508	129,021	114,157	47,058
159	Auditor's O&M	582,992	641,646	445,848	434,904
160	Criminal Drug Investment Trust	217,872	178,764	139,690	80,190
162	Sheriff's Airplane	18,576	11,643	6,961	6,152
165	Gambling & Fraud Enforcement	0	0	582,064	228,178
190	Public Health	357,250	281,460	377,340	377,337
192	Senior Transportation	38,374	11,095	11,095	11,095
197	SWWF Cumulative Reserve	33	33	33	33
198	Stadium	233,576	327,561	364,232	274,746
199	Senior Services	186,946	99,663	99,857	99,857
203	2003 Debt Service	1,151	856	556	516
204	1999 Bond Redemption	5,119	4,166	4,173	4,173
205	2005 Debt Service	5,081	4,809	4,516	3,516
209	2009 Bond Redemption	0	3,453	3,153	2,153
210	2007 (C-C Airport) Debt Service	0	0	0	0
301	Land Acquisition	1,322,359	1,143,767	1,112,567	1,036,567
303	2003 Construction Fund	4,252	0	0	0
306	Vader Water System Imp.	0	0	0	0
310	Capital Facilities Plan	5,842,509	5,484,247	5,828,178	6,179,153
401	Solid Waste	828,959	817,613	906,678	474,496
405	Packwood Airport	8,760	3,700	2,160	7,323
407	South County Airport	27,195	13,432	24,494	46,433
410	Water/Sewer	173,248	166,168	164,726	45,437
415	Solid Waste Disposal Dist. #1	4,812,208	4,565,006	4,005,307	3,478,308
501	Equipment Rental & Revolving	3,794,436	4,317,868	4,640,167	4,216,111
505	Risk Management	8,565,973	7,927,770	7,351,141	6,897,169
506	Pits & Quarries	632,498	624,591	675,240	682,140
507	Facilities	754,969	85,213	12,898	42,113
510	County Insurance	1,276,743	991,187	796,321	1,016,155
540	Information Technology	700,118	878,215	932,019	926,418
621	Chehalis/Centralia Airport	1,544,793	1,865,434	1,920,744	1,959,386
623	Vader Water System	0	0	18,541	21,652
Total		65,819,103	61,295,128	57,062,848	52,735,055

* Cash adjustments are made in January of the following year to cover negative fund balances.