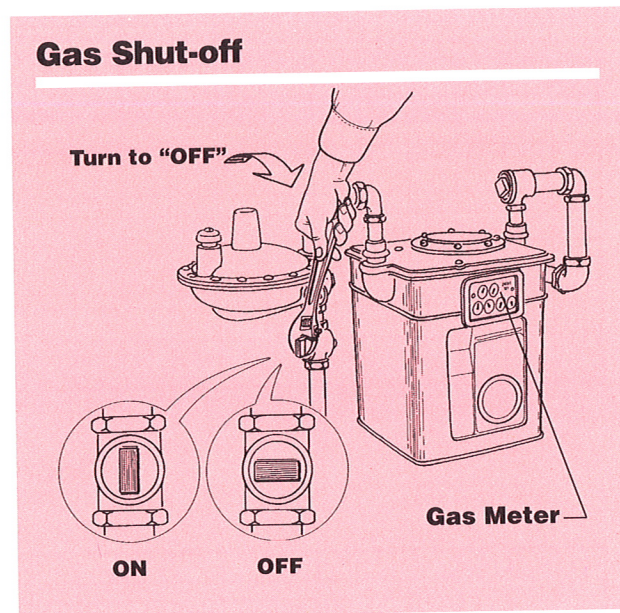


Utilities

Gas

- Locate your gas meter shutoff valve and learn how to turn the gas off.
- If you suspect the shutoff valve may be corroded and not working properly, call your utility company for an operational check of the valve.
- Ensure a wrench is immediately available for turning the gas meter off in an emergency.
- If you smell natural gas, get everyone out and away from the home immediately. Do not use matches, lighter, open flame appliances or operate electrical switches. Sparks could ignite gas causing an explosion.
- Shut off the gas **ONLY** if you smell gas and cannot locate the leak. **Let the gas company turn the gas back on.**
- Seek the assistance of a plumber to repair gas pipe damage.



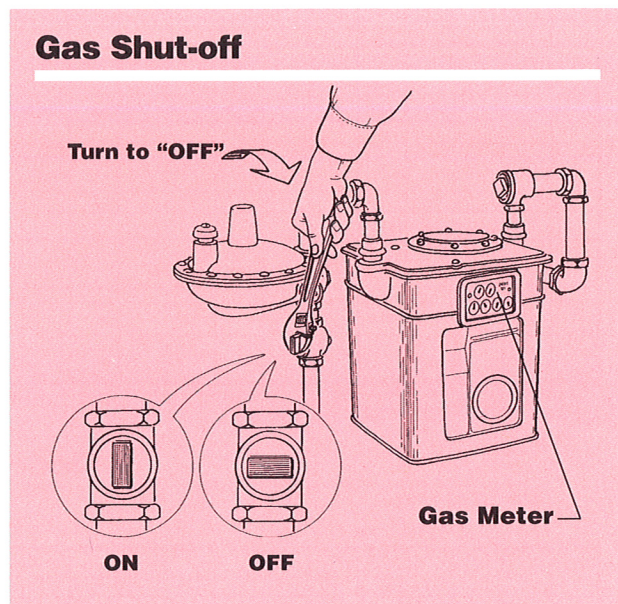
Sewer

- Your sewer system could be damaged in a disaster such as an earthquake, landslide or flood. Make sure the system is functioning as designed before using it to prevent contamination of your home and possibly the drinking water supply.
- Have a bucket or portable toilet available for disposing of human waste. Plastic bags placed in the toilet bowl will also work.

Utilities

Gas

- Locate your gas meter shutoff valve and learn how to turn the gas off.
- If you suspect the shutoff valve may be corroded and not working properly, call your utility company for an operational check of the valve.
- Ensure a wrench is immediately available for turning the gas meter off in an emergency.
- If you smell natural gas, get everyone out and away from the home immediately. Do not use matches, lighter, open flame appliances or operate electrical switches. Sparks could ignite gas causing an explosion.
- Shut off the gas **ONLY** if you smell gas and cannot locate the leak. **Let the gas company turn the gas back on.**
- Seek the assistance of a plumber to repair gas pipe damage.



Sewer

- Your sewer system could be damaged in a disaster such as an earthquake, landslide or flood. Make sure the system is functioning as designed before using it to prevent contamination of your home and possibly the drinking water supply.
- Have a bucket or portable toilet available for disposing of human waste. Plastic bags placed in the toilet bowl will also work.

Electricity

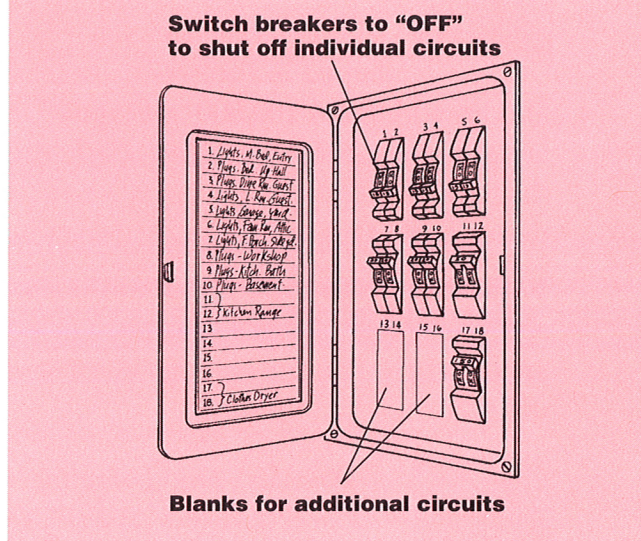
- Locate your main electrical switch or fuse panel and learn how to turn the electrical power off.
- Remember, electrical sparks can cause a fire or explosion.
- If you are using a generator as a backup power supply remember to:
 - Follow the generator manufacturer’s instructions.
 - Connect lights and appliances directly to the generator and not the electrical system.

(Generators connected to a utility company’s electrical system must be inspected by the utility and the state electrical inspector. Failure to have the system inspected may result in death or injury to utility crews trying to restore service to the area)

Water

- Label the water shut off valve and learn to turn off the water supply to your home.
- Identify the valve with a large tag.
- Ensure valve can be fully turned off. If the water valve requires the use of a special tool, make sure the tool is readily available.
- Shut off the main valve to prevent contamination of the water supply in your water heater and plumbing.

Breaker Panel



Water Shut-off

