

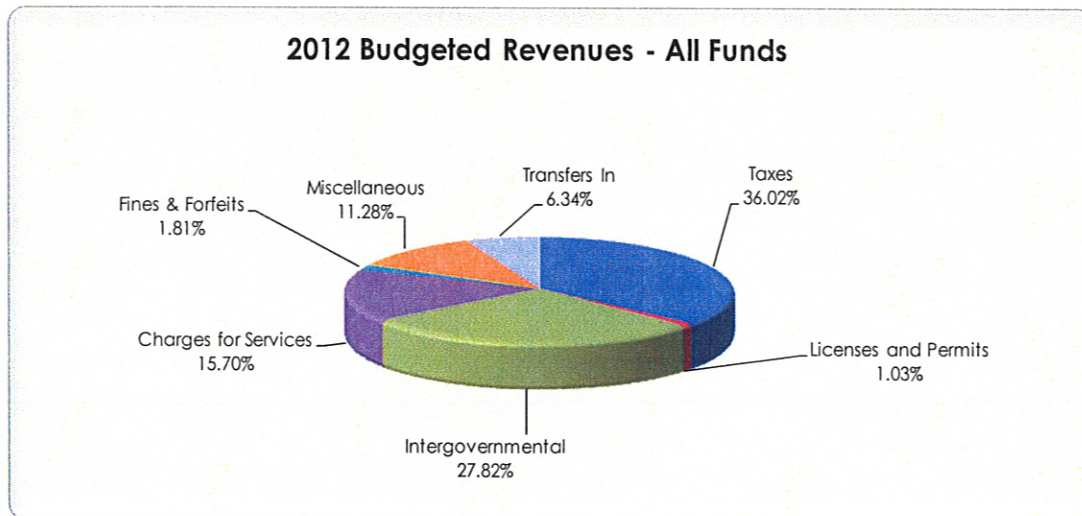
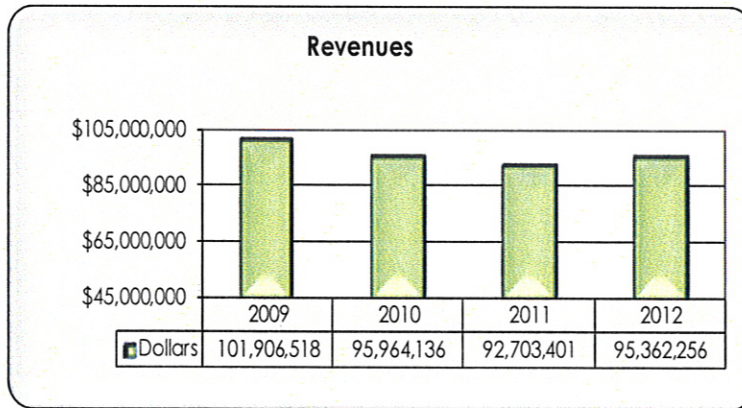
Sources of Funding - All Funds

| Sources of Funding All Funds | 2009 Actual | 2010 Actual | 2011 Est. Actual | 2012 Adopted | Chg. 11 to 12 | % Change |
|---------------------------------|----------------------|----------------------|----------------------|----------------------|--------------------|-------------|
| Taxes | 30,980,819 | 31,297,247 | 33,741,688 | 34,345,948 | 604,260 | 1.8% |
| Licenses & Permits | 1,078,558 | 991,612 | 929,211 | 977,550 | 48,339 | 5.2% |
| ***Intergovernmental | 26,787,949 | 27,419,553 | 21,841,533 | 26,532,544 | 4,691,011 | 21.5% |
| Charges for Services | 15,719,865 | 14,698,725 | 14,797,488 | 14,970,086 | 172,598 | 1.2% |
| Fines & Forfeits | 1,754,003 | 2,280,730 | 1,619,396 | 1,727,287 | 107,891 | 6.7% |
| * Misc Revenue | 11,844,702 | 10,486,207 | 10,564,029 | 10,759,086 | 195,057 | 1.8% |
| ** Other Financing Sources | 13,740,622 | 8,790,062 | 9,210,056 | 6,049,755 | (3,160,301) | -34.3% |
| Subtotal Revenues | 101,906,518 | 95,964,136 | 92,703,401 | 95,362,256 | 2,658,855 | 2.9% |
| Beginning Fund Balance | 64,986,343 | 60,275,420 | 55,414,319 | 59,786,714 | 4,372,396 | 7.9% |
| Total Sources: | \$166,892,861 | \$156,239,555 | \$148,117,719 | \$155,148,970 | \$7,031,251 | 4.7% |

*Miscellaneous revenue includes; Interest revenue and Interfund rate revenue

** Other Financing Sources include; Transfers, Forest Board Yield revenue and insurance recoveries

*** Intergovernmental includes; grant funding, PUD privilege tax, and intergovernmental correction charges to other governments

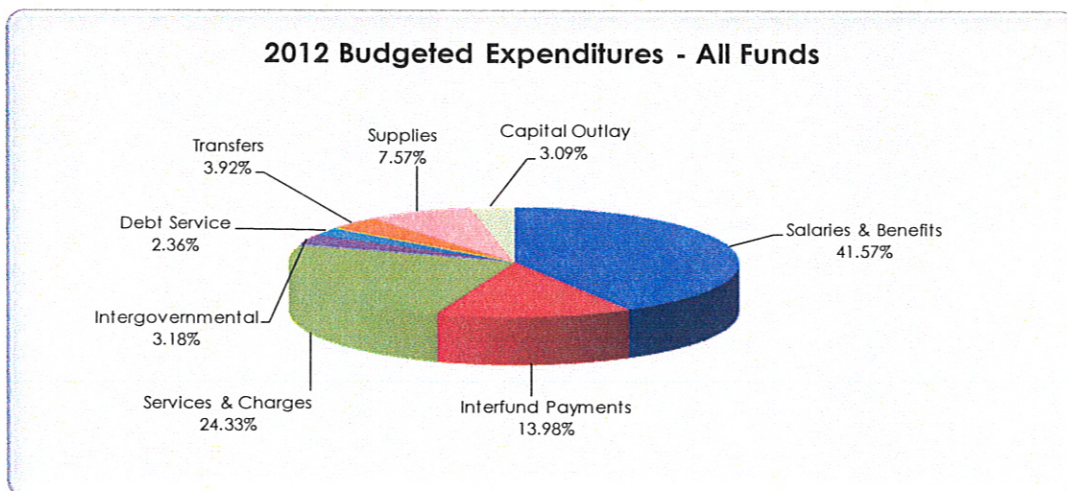
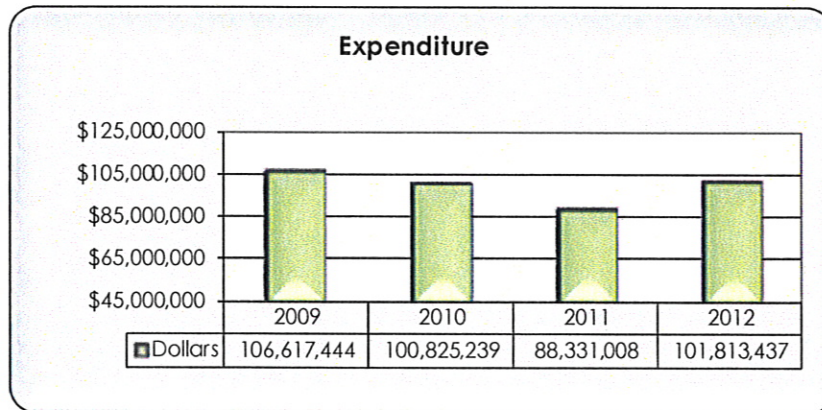


Uses of Funding - All Funds

| Uses of Funding | 2009 | 2010 | 2011 | 2012 | Chg. | % |
|--------------------------------|----------------------|----------------------|----------------------|----------------------|--------------------|---------------|
| All Funds | Actual | Actual | Est. Actual | Adopted | 11 to 12 | Change |
| Salaries & Benefits | 44,165,557 | 41,189,148 | 39,562,905 | 42,336,545 | 2,773,640 | 7.0% |
| Supplies | 7,011,472 | 7,105,345 | 6,687,908 | 7,706,500 | 1,018,592 | 15.2% |
| *Other Services & Charges | 22,949,385 | 25,046,797 | 18,292,574 | 24,768,031 | 6,475,457 | 35.4% |
| **Intergovernmental | 1,971,260 | 3,428,386 | 1,620,087 | 3,234,554 | 1,614,467 | 99.7% |
| Capital Outlay | 2,910,262 | 2,378,533 | 1,922,411 | 3,142,286 | 1,219,875 | 63.5% |
| Debt Service | 7,525,413 | 2,401,976 | 2,399,381 | 2,400,920 | 1,539 | 0.1% |
| Interfund Payments | 14,922,850 | 13,539,208 | 13,494,109 | 14,234,798 | 740,689 | 5.5% |
| Transfers | 5,159,698 | 5,735,444 | 4,098,431 | 3,989,803 | (108,628) | -2.7% |
| Non-Classified | 1,547 | 401 | 253,201 | 0 | (253,201) | -100.0% |
| Subtotal Appropriations | 106,617,444 | 100,825,239 | 88,331,008 | 101,813,437 | 13,482,429 | 15.3% |
| Ending Fund Balance | 60,275,420 | 55,414,319 | 59,786,714 | 53,335,532 | (6,451,182) | -10.8% |
| Total Uses: | \$166,892,866 | \$156,239,558 | \$148,117,722 | \$155,148,969 | \$7,031,247 | 4.7% |

*Other services & charges decreased in 2011 in large part due to the Roads fund budgeting for all projects on the Six Year Transportation Improvement Plan (STIP), what is not completed is then carried forward into the next year.

**Intergovernmental increased in 2012 due to coding changes for pass through grants previously coded to a Professional Service.



ALL FUNDS - REVENUE SUMMARY

| Fund # | Fund Name | 2009 | 2010 | 2011 | 2012 |
|--------|---------------------------------------|--------------------|-------------------|-------------------|-------------------|
| | | Actual | Actual | Est. Actual | Adopted |
| 001 | Current Expense | 32,117,131 | 32,474,047 | 34,469,219 | 32,620,052 |
| 101 | Emergency Management | 356,302 | 512,791 | 356,325 | 292,187 |
| 103 | Veterans Relief | 140,784 | 167,558 | 191,753 | 176,089 |
| 104 | Social Services | 2,552,913 | 2,422,800 | 2,440,197 | 2,614,853 |
| 105 | Law Library | 83,441 | 66,763 | 66,470 | 67,000 |
| 106 | SWW Fair | 1,117,442 | 1,150,215 | 999,372 | 943,625 |
| 107 | Communications | 2,178,654 | 2,355,350 | 2,598,092 | 2,555,107 |
| 108 | Treasurer's O&M | 95,160 | 125,811 | 146,581 | 100,554 |
| 109 | Drug Control | 23,603 | 27,876 | 22,970 | 25,000 |
| 110 | CD-MH-TC | | | 151,237 | 969,217 |
| 113 | Self Insurance Reserve | 10,842 | 7,968 | 9,785 | 9,902 |
| 117 | Roads | 24,406,732 | 22,880,116 | 20,750,949 | 23,180,659 |
| 121 | Community Development | 2,211,290 | 2,108,422 | 1,614,197 | 1,974,000 |
| 122 | Chehalis River Basin Flood Authority | 904,735 | 1,467,269 | 1,426,705 | 1,170,387 |
| 123 | Forest Counties | 179,375 | 161,038 | 104,920 | 0 |
| 125 | Chehalis River Basin Subzone District | 35,584 | 72,567 | 0 | 0 |
| 126 | Cowlitz River Basin Sub Zone | 0 | 0 | 15,000 | 0 |
| 128 | Paths & Trails | 16,263 | 16,095 | 15,867 | 16,175 |
| 130 | Distressed Counties | 1,016,983 | 929,093 | 956,029 | 800,500 |
| 132 | E-Reet Technology | 22,004 | 113,758 | 0 | 0 |
| 138 | Dispute Resolution | 54,376 | 51,166 | 53,549 | 50,000 |
| 140 | Community Development Block Grant | 89,850 | 683,932 | 68,722 | 0 |
| 150 | Grant Award | 57,752 | 77,923 | 37,725 | 34,585 |
| 158 | Election Reserve | 23,404 | 56,233 | 15,738 | 10,086 |
| 159 | Auditor's O&M | 142,180 | 109,707 | 105,243 | 111,400 |
| 160 | Criminal Drug Investment Trust | 5,432 | 16,974 | 39,970 | 1,600 |
| 162 | Sheriff's Airplane | 150 | 2,818 | 2,175 | 10,350 |
| 165 | Gambling & Fraud Enforcement | 0 | 644,012 | 4,417 | 0 |
| 190 | Public Health | 2,700,840 | 2,751,436 | 2,143,694 | 2,271,517 |
| 192 | Senior Transportation | 389,189 | 0 | 0 | 0 |
| 197 | SWWF Cumulative Reserve | 0 | 0 | 0 | 0 |
| 198 | Stadium | 299,915 | 270,350 | 284,902 | 240,250 |
| 199 | Senior Services | 856,719 | 194 | 36 | 0 |
| 203 | 2003 Debt Service | 804,222 | 808,417 | 807,020 | 809,565 |
| 204 | 1999 Bond Redemption | 502,236 | 8 | 4 | 0 |
| 205 | 2005 Debt Service | 513,760 | 515,339 | 516,272 | 512,779 |
| 209 | 2009 Bond Redemption | 5,067,622 | 443,086 | 442,500 | 445,621 |
| 210 | 2007 (C-C Airport) Debt Service | 316,206 | 316,206 | 316,206 | 316,707 |
| 301 | Land Acquisition | 23,748 | 64,649 | 21,258 | 140,000 |
| 303 | 2003 Construction Fund | 0 | 0 | 0 | 0 |
| 306 | Vader Water System Improvements | 0 | 0 | 123,447 | 1,154,675 |
| 310 | Capital Facilities Plan | 2,178,854 | 2,793,483 | 2,395,595 | 2,337,886 |
| 401 | Solid Waste | 1,985,722 | 2,264,052 | 2,396,112 | 2,024,281 |
| 405 | Packwood Airport | 198,584 | 505,617 | 119,786 | 102,500 |
| 407 | South County Airport | 187,886 | 251,965 | 202,516 | 416,110 |
| 410 | Water/Sewer | 1,697 | 1,580 | 52,055 | 87,573 |
| 415 | Solid Waste Disposal Dist. #1 | 5,138,913 | 5,021,094 | 4,804,436 | 4,696,000 |
| 501 | Equipment Rental & Revolving | 4,290,164 | 3,779,716 | 3,629,127 | 3,255,474 |
| 505 | Risk Management | 998,900 | 731,270 | 871,295 | 1,535,656 |
| 506 | Pits & Quarries | 209,353 | 261,278 | 254,983 | 545,000 |
| 507 | Facilities | 3,144,813 | 3,108,410 | 2,541,742 | 2,803,992 |
| 510 | County Insurance | 743,144 | 297,071 | 750,861 | 645,803 |
| 540 | Information Technology | 1,947,351 | 1,796,696 | 1,769,144 | 1,817,484 |
| 621 | Chehalis/Centralia Airport | 1,564,297 | 1,279,919 | 1,597,201 | 1,470,055 |
| | Total Revenue | 101,906,516 | 95,964,138 | 92,703,400 | 95,362,256 |

ALL FUNDS - EXPENDITURE SUMMARY

| Fund # | Fund Name | 2009 | 2010 | 2011 | 2012 |
|---------------------------|---------------------------------------|--------------------|--------------------|-------------------|--------------------|
| | | Actual | Actual | Est. Actual | Adopted |
| 001 | Current Expense | 35,033,335 | 34,094,913 | 31,853,935 | 33,335,461 |
| 101 | Emergency Management | 344,025 | 339,487 | 322,482 | 292,810 |
| 103 | Veterans Relief | 113,968 | 104,030 | 134,551 | 203,038 |
| 104 | Social Services | 2,934,164 | 2,692,306 | 2,805,795 | 2,507,904 |
| 105 | Law Library | 74,941 | 64,663 | 68,155 | 70,576 |
| 106 | SWW Fair | 1,158,039 | 1,161,313 | 1,048,482 | 972,973 |
| 107 | Communications | 2,574,078 | 2,609,368 | 2,545,228 | 2,766,882 |
| 108 | Treasurer's O&M | 100,416 | 111,436 | 114,894 | 101,198 |
| 109 | Drug Control | 23,000 | 25,000 | 25,000 | 25,000 |
| 110 | CD-MH-TC | 0 | 0 | 0 | 807,937 |
| 113 | Self Insurance Reserve | 200,000 | 0 | 0 | 0 |
| 117 | Roads | 23,325,362 | 24,636,020 | 18,887,269 | 27,477,376 |
| 121 | Community Development | 2,212,034 | 2,181,906 | 1,592,770 | 1,904,297 |
| 122 | Chehalis River Basin Flood Authority | 915,208 | 1,447,319 | 1,425,927 | 1,174,483 |
| 123 | Forest Counties | 411,464 | 435,405 | 150,000 | 132,979 |
| 125 | Chehalis River Basin Subzone District | 419,195 | 0 | 57,567 | 5,000 |
| 126 | Cowlitz River Basin Sub Zone | 0 | 0 | 0 | 5,000 |
| 128 | Paths & Trails | 455 | 66,562 | 84,051 | 0 |
| 130 | Distressed Counties | 660,171 | 1,459,350 | 271,737 | 1,000,000 |
| 132 | E-Reet Technology | 0 | 120,434 | 83,080 | 0 |
| 138 | Dispute Resolution | 55,636 | 55,775 | 53,081 | 49,636 |
| 140 | Comm. Development Block Grant | 89,850 | 683,932 | 68,722 | 0 |
| 150 | Grant Award | 58,735 | 68,261 | 32,382 | 33,324 |
| 158 | Election Reserve | 27,890 | 71,098 | 32,648 | 82,739 |
| 159 | Auditor's O&M | 83,525 | 305,514 | 111,138 | 129,226 |
| 160 | Criminal Drug Investment Trust | 44,540 | 56,048 | 35,938 | 36,440 |
| 162 | Sheriff's Airplane | 7,083 | 7,500 | 6,941 | 8,115 |
| 165 | Gambling & Fraud Enforcement | 0 | 61,948 | 248,623 | 323,405 |
| 190 | Public Health | 2,776,631 | 2,655,554 | 2,207,535 | 2,271,521 |
| 192 | Senior Transportation | 416,467 | 0 | 11,095 | 0 |
| 197 | SWWF Cumulative Reserve | 0 | 0 | 0 | 0 |
| 198 | Stadium | 205,930 | 233,679 | 239,075 | 385,142 |
| 199 | Senior Services | 944,002 | 0 | 99,894 | 0 |
| 203 | 2003 Debt Service | 804,517 | 808,717 | 806,644 | 809,565 |
| 204 | 1999 Bond Redemption | 503,189 | 0 | 0 | 0 |
| 205 | 2005 Debt Service | 514,032 | 515,632 | 516,872 | 512,368 |
| 209 | 2009 Bond Redemption | 5,064,169 | 443,386 | 443,101 | 446,875 |
| 210 | 2007 (C-C Airport) Debt Service | 316,206 | 316,206 | 316,206 | 316,707 |
| 301 | Land Acquisition | 202,341 | 95,849 | 39,358 | 187,500 |
| 303 | 2003 Construction Fund | 4,253 | 0 | 0 | 0 |
| 306 | Vader Water System Imp. | 0 | 0 | 172,527 | 1,154,675 |
| 310 | Capital Facilities Plan | 2,537,116 | 2,301,953 | 2,244,371 | 1,654,065 |
| 401 | Solid Waste | 1,997,068 | 2,233,537 | 2,060,207 | 2,475,453 |
| 405 | Packwood Airport | 146,046 | 478,404 | 62,938 | 103,840 |
| 407 | South County Airport | 201,648 | 240,912 | 161,689 | 434,745 |
| 410 | Water/Sewer | 8,777 | 26,816 | 63,971 | 153,698 |
| 415 | Solid Waste Disposal Dist. #1 | 5,386,115 | 5,535,032 | 5,411,919 | 5,359,239 |
| 501 | Equipment Rental & Revolving | 3,756,143 | 3,461,564 | 3,638,581 | 3,625,444 |
| 505 | Risk Management | 1,637,103 | 1,807,392 | 1,132,995 | 1,253,572 |
| 506 | Pits & Quarries | 284,512 | 193,234 | 265,950 | 552,890 |
| 507 | Facilities | 3,822,940 | 3,151,358 | 2,678,897 | 2,757,136 |
| 510 | County Insurance | 1,028,700 | 495,458 | 495,556 | 665,000 |
| 540 | Information Technology | 1,769,254 | 1,746,359 | 1,719,567 | 1,805,062 |
| 621 | Chehalis/Centralia Airport | 1,423,171 | 1,224,609 | 1,481,663 | 1,443,141 |
| Total Expenditures | | 106,617,444 | 100,825,239 | 88,331,007 | 101,813,437 |

ALL FUNDS - ESTIMATED ENDING FUND BALANCE

| Fund # | Fund Name | 2009 | 2010 | 2011 | 2012 |
|--------------|---------------------------------------|-------------------|-------------------|-------------------|-------------------|
| | | Actual | Actual | Est. Actual | Estimated |
| 001 | Current Expense | 10,876,432 | 9,255,566 | 11,870,850 | 11,155,441 |
| 101 | Emergency Management | 271,160 | 444,464 | 478,307 | 477,684 |
| 103 | Veterans Relief | 124,538 | 188,066 | 245,269 | 218,320 |
| 104 | Social Services | 1,008,655 | 739,149 | 373,551 | 480,500 |
| 105 | Law Library | 6,326 | 8,426 | 6,741 | 3,165 |
| 106 | SWW Fair | 53,506 | 42,409 | (6,701) | (36,049) |
| 107 | Communications | 1,133,050 | 879,032 | 931,896 | 720,121 |
| 108 | Treasurer's O&M | 71,960 | 86,334 | 118,022 | 117,378 |
| 109 | Drug Control | 958 | 3,834 | 1,804 | 1,804 |
| 110 | CD-MH-TC | 0 | 0 | 151,237 | 312,517 |
| 113 | Self Insurance Reserve | 393,455 | 401,423 | 411,208 | 421,110 |
| 117 | Roads | 11,879,600 | 10,123,696 | 11,987,375 | 7,690,658 |
| 121 | Community Development | 111,135 | 37,651 | 59,078 | 128,781 |
| 122 | Chehalis River Basin Flood Authority | (15,853) | 4,097 | 4,875 | 779 |
| 123 | Forest Counties | 454,347 | 179,980 | 134,899 | 1,920 |
| 125 | Chehalis River Basin Subzone District | 0 | 72,567 | 15,000 | 10,000 |
| 126 | Cowlitz River Basin Sub Zone | 0 | 0 | 15,000 | 10,000 |
| 128 | Paths & Trails | 153,970 | 103,503 | 35,319 | 51,494 |
| 130 | Distressed Counties | 4,009,968 | 3,479,711 | 4,164,003 | 3,964,503 |
| 132 | E-Reef Technology | 129,339 | 122,664 | 39,584 | 39,584 |
| 138 | Dispute Resolution | 21,807 | 17,198 | 17,666 | 18,030 |
| 140 | Com Dev Block Grant | 0 | 0 | 0 | 0 |
| 150 | Grant Award | 32,395 | 42,057 | 47,400 | 48,661 |
| 158 | Election Reserve | 129,021 | 114,157 | 97,246 | 24,593 |
| 159 | Auditor's O&M | 641,646 | 445,840 | 439,945 | 422,119 |
| 160 | Criminal Drug Investment Trust | 178,764 | 139,690 | 143,722 | 108,882 |
| 162 | Sheriff's Airplane | 11,643 | 6,961 | 2,195 | 4,430 |
| 165 | Gambling & Fraud Enforcement | 0 | 582,064 | 337,858 | 14,453 |
| 190 | Public Health | 281,460 | 377,342 | 313,501 | 313,497 |
| 192 | Senior Transportation | 11,095 | 11,095 | 1 | 1 |
| 197 | SWWF Cumulative Reserve | 33 | 33 | 33 | 33 |
| 198 | Stadium | 327,561 | 364,232 | 410,059 | 265,167 |
| 199 | Senior Services | 99,663 | 99,857 | 0 | 0 |
| 203 | 2003 Debt Service | 856 | 556 | 933 | 933 |
| 204 | 1999 Bond Redemption | 4,166 | 4,173 | 4,177 | 4,177 |
| 205 | 2005 Debt Service | 4,809 | 4,516 | 3,916 | 4,327 |
| 209 | 2009 Bond Redemption | 3,453 | 3,153 | 2,553 | 1,299 |
| 210 | 2007 (C-C Airport) Debt Service | 0 | 0 | 0 | 0 |
| 301 | Land Acquisition | 1,143,767 | 1,112,566 | 1,094,466 | 1,046,966 |
| 303 | 2003 Construction Fund | 0 | 0 | 0 | 0 |
| 306 | Vader Water System Imp. | 0 | 0 | (49,080) | (49,080) |
| 310 | Capital Facilities Plan | 5,484,247 | 5,975,777 | 6,127,001 | 6,810,822 |
| 401 | Solid Waste | 817,613 | 848,128 | 1,184,033 | 732,861 |
| 405 | Packwood Airport | 59,230 | 86,443 | 143,292 | 141,952 |
| 407 | South County Airport | 13,432 | 24,485 | 65,312 | 46,677 |
| 410 | Water/Sewer | 166,168 | 140,932 | 129,016 | 62,891 |
| 415 | Solid Waste Disposal Dist. #1 | 4,565,006 | 4,051,068 | 3,443,585 | 2,780,346 |
| 501 | Equipment Rental & Revolving | 3,971,627 | 4,289,779 | 4,280,325 | 3,910,355 |
| 505 | Risk Management | 7,927,770 | 6,851,648 | 6,589,948 | 6,872,032 |
| 506 | Pits & Quarries | 267,426 | 335,470 | 324,503 | 316,613 |
| 507 | Facilities | 64,449 | 21,501 | (115,654) | (68,798) |
| 510 | County Insurance | 991,187 | 792,800 | 1,048,105 | 1,028,908 |
| 540 | Information Technology | 878,215 | 928,552 | 978,129 | 990,551 |
| 621 | Chehalis/Centralia Airport | 1,514,365 | 1,569,675 | 1,685,213 | 1,712,127 |
| Total | | 60,275,420 | 55,414,319 | 59,786,714 | 53,335,532 |